

Boudicca

It was almost night-fall. The three men had travelled a long way and were glad to sit down next to the fire and have some food. They stopped talking and stood up when the flap of the tent opened and a tall woman with long tawny hair emerged. The fire-light flickered across her face and lit up the ornate gold necklace she wore, they could see she was very angry. She jammed the spear she was carrying into the soft, brown earth and said harshly, "So, the rumours are true! The Romans are on the march, destroying our towns, stealing our animals and burning our crops!"

The man nearest to her nodded, "I have sent messages to rally the warriors. In three days time, the whole of the Iceni tribe will gather here to await your instructions, Queen Boudicca."

The queen brushed her hair away from her face with a sweep of her hand, "You have done well, Gorvan. At dawn tomorrow we will draw up battle plans and assess our weapons. Now get some sleep."

She picked up the spear and turned to leave.

"Your Majesty!" said a man whose face was hidden in the shadows, "The battle will be fierce, you should take your daughters and flee to the mountains. You will be safe there."

Queen Boudicca spun around and hurled the spear towards him, it shivered through the air and landed at his feet. "How dare you!" she shrieked, "I am the Queen of the Icenis, I will not run away! I will lead my men into battle and I will win."

The man spoke again, "But what about your daughters? Why put them in danger? Let me lead them to safety."

"You think only of saving your own skin! The girls will be at my side." she snapped and turning sharply she marched back to her tent. As she flung aside the leather flap, two girls jumped out of her way. It was clear that they had been listening and the look of terror on their faces was something Gorvan would never forget.



Boudicca

Section A

Choose the best word or group of words to fit the passage and put a ring around your choice.

It was almost nightfall. The

1 **two** **three** **four** **five**

men were glad to sit down. The tent opened and a tall

2 **man** **boy** **woman** **girl**

came out. "So it's true that the

3 **Vikings** **Saxons** **Romans** **Tudors**

are on the march?" the ruler said. The man

4 **spoke** **nodded** **winked** **saluted**

in reply. "You should take your daughters and

5 **flee to the mountains,"** **run away,"**

fight the battle," **escape by ship,"**

said another man. Queen Boudicca spun round and

6 **hurled** **collected** **dropped** **broke**

her spear. "I will lead my men into battle," she shouted.

Section B

1 What is the name of the queen in this story?

2 What was the queen's necklace made from?

3 Why were the three men 'glad to sit down next to the fire and have some food'?

4 Why did one man suggest the queen should 'flee to the mountains'?

5 Why did the queen throw a spear towards one of her own men?

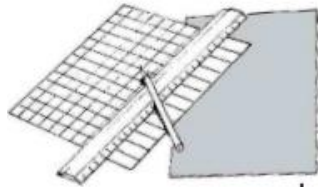
6 Why do you think the queen's daughters had 'terror on their faces'?

Section C

Imagine you are one of the queen's daughters. Write a diary entry telling what you have overheard during the course of the evening and how you feel about it.

How to Make Your Own Roman Mosaic

The floors of many Roman buildings were decorated with mosaics. They showed pictures of history and scenes from everyday life. These instructions tell how you can make your own simple 'Roman Mosaic'.

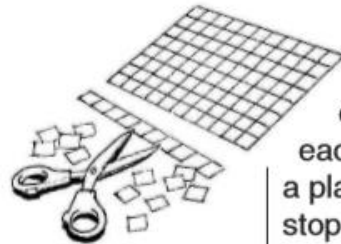
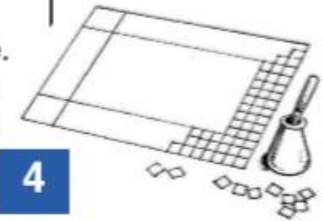


Decide how many different colours you want to use in your mosaic design. Using a ruler and pencil, divide different coloured papers into squares 2cm long by 2cm wide.

1

Next make a very simple large line drawing of an animal of your choice. You can copy one of the designs at the top of the page or make up one of your own.

4

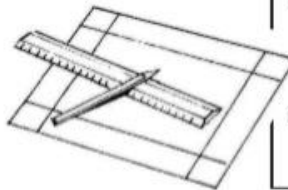
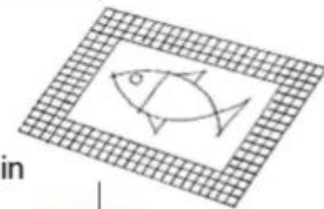


Next, take a pair of scissors and carefully cut out the squares. Place each collection of coloured squares in a plastic tub or old yoghurt pot. This will stop the different colours getting mixed up.

2

Use some of your coloured squares to design a repeating pattern to go in the border. When you are happy with your design, glue the paper squares in place.

5

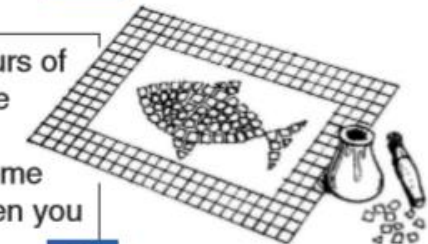


On a piece of A4 white paper, draw a frame 6cm wide around the edge. This will provide plenty of room for you to make a border pattern around your mosaic design.

3

Finally, choose one or two colours of squares for your picture. Lay the squares out inside your drawn shape. You may need to trim some squares to fit. Glue in place when you are happy with the design.

6



How to Make Your Own Roman Mosaic

Section A

Choose the best word or group of words to fit the passage and put a ring around your choice.

Divide different coloured papers into squares

- 1 **1cm by 1cm.** **2cm by 2cm.**
 3cm by 3cm. **4cm by 4cm.**

Cut out the squares and place them in

- 2 **plastic tubs.** **boxes.** **the bin.** **envelopes.**

Next, draw a

- 3 **line** **picture** **frame** **fish**

six centimetres wide. Then make a very simple

- 4 **model** **painting** **sketch** **drawing**

of an animal of your choice. Use the coloured squares to design a

- 5 **repeating** **long** **colourful** **extended**

pattern to go in the border. Finally, lay coloured squares inside your animal shape and

- 6 **fasten** **paste** **glue** **stick**

in place when you are happy with the design.

Section B

- 1 What is a 'Roman Mosaic'?

- 2 What is a 'repeating pattern'?

- 3 What sort of pictures could be found in Roman Mosaics?

- 4 Why do the instructions suggest placing 'each collection of coloured squares in a plastic tub'?

- 5 Why do you think some Romans decorated their houses with mosaics?

- 6 Why do you think the instructions ask you to make 'a very simple large line drawing' of an animal before adding coloured squares?

Section C

Make up your own repeating pattern in squares using only four colours of your choice. Write down a set of instructions for a friend telling how to make the same pattern.

Roman soldiers were equipped to fight and to travel long journeys on foot.

Clothes

A Roman soldier wore a short-sleeved tunic made of wool or cotton. They wore leather pants down to their knees to protect them from sword blows. On top of their pants they wore a short kilt like skirt. This kept them warm but was easy to move in.

Helmet

The helmet protected the head, face and neck in battle. Officers wore crests on their helmets so men could follow them into battle.

Sword

The short 'stabbing sword' was a terrible weapon. It could easily be used in the crush of battle.

Axe and Spade

An axe was carried to chop firewood for the campfire. A spade was carried to dig trenches to protect the campsite.

A Roman Soldier's Kit



Footwear

Roman sandals were made of several thicknesses of leather, studded with hobnails for marching over rough ground.

Spear

Spears had sharp points to pierce shields and armour. They could be thrown through the air to break an enemy's charge.

Armour

The body armour was made from overlapping iron strips held together by leather straps. This enabled the soldier to be well protected and still move easily.

Shield

Shields were made of wood and leather. They were of a curved design so that attacking stones or arrows would be deflected to one side.

A Roman Soldier's Kit

Section A

Choose the best word or group of words to fit the passage and put a ring around your choice.

Roman soldiers wore pants down to their knees made from

- 1 **wool.** **cotton.** **leather.** **steel.**

The helmet protected the head, face and

- 2 **shoulder** **hair** **back** **neck**

in battle. The body armour was held together by leather

- 3 **strips.** **straps.** **CORDS.** **string.**

Spears had sharp points to pierce

- 4 **shops** **shoes** **shields** **shoulders**

and armour. The

- 5 **tiny** **short** **long** **enormous**

sword was used in battle. An axe and spade was carried to help set up a

- 6 **tent** **campsite** **fence** **tower**

each evening.

Section B

- 1 Who used the kit described in this text?

- 2 What weapons did the soldiers carry?

- 3 Why do you think the soldiers needed a fire in their campsite?

- 4 Why do you think Roman soldiers had to 'travel long journeys on foot'?

- 5 How did the curved shield help to protect the Roman soldier?

- 6 Why do you think the author describes the sword as a 'terrible weapon'?

Section C

Write a short description of a Roman soldier wearing his kit.